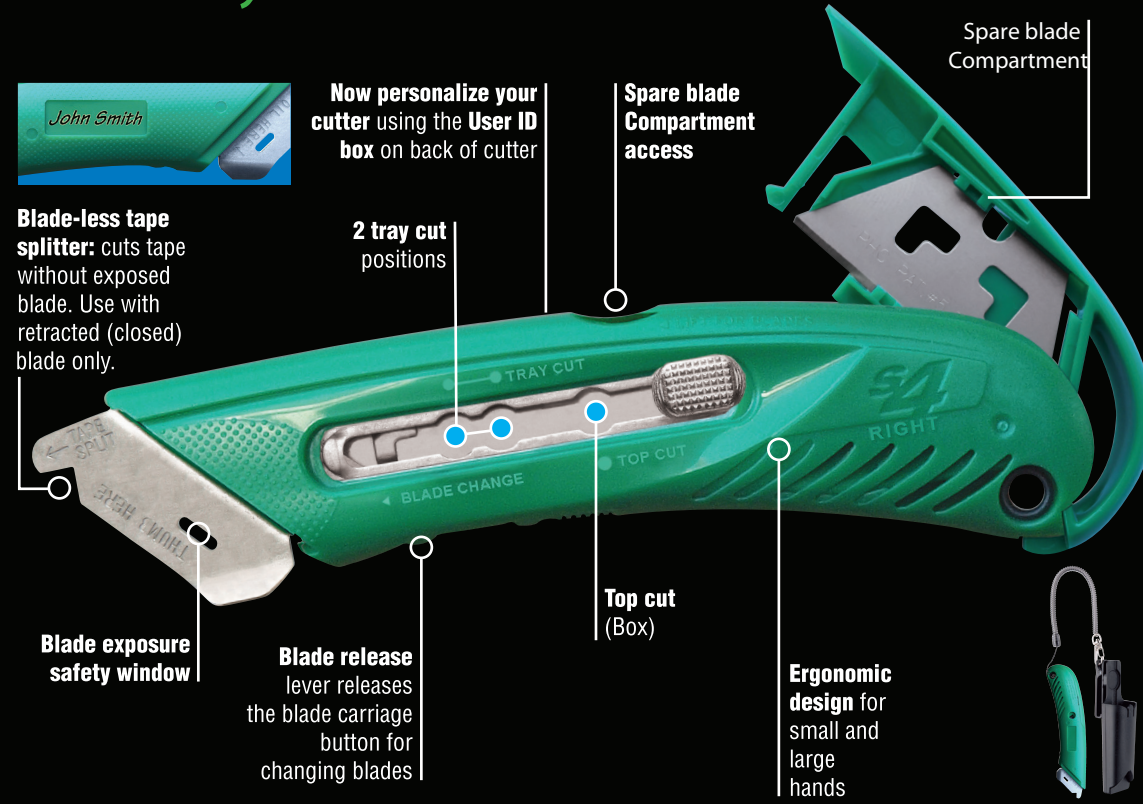


Instructions For Use

S4® Safety Carton Cutter




Blade Change

Using the S4® single-notch blade (SPO-17)



Press blade release lever and push blade carriage button forward.



Lift blade off alignment tab. Reload using alignment tab to position blade.



To Remove blades from blade storage compartment press from behind with index finger and slide blades forward and out with thumb.

UKH-423 Safety Holster
CL-36-Coiled Lanyard
Available


Features & Functions



Tape Cut



Top Cut



Tray Cut / Window Cut



S4L - Left-handed Safety Cutter



S4R - Right-handed Safety Cutter



PHC
PACIFIC HANDY CUTTER®

Working Safe Everyday.®